



Grade 2 Weekly Plan

December 7th-11th

Announcements

Ministry Values; Our Partners in Responsibility

When children disturb their parents during prayer, it is important to respond with love, patience, and calmness, as anger should not replace gentle guidance. By nature, children like to attract their parents' attention and may disturb them during prayer without meaning to. Therefore, it is important to gently explain to them that prayer is a special time between the believer and Allah, and that they should not interrupt those who are praying, while reassuring them that they will have plenty of time to play or talk after the prayer.

School hours: 7:00am - 2:05 pm

- **Supplies- Please make sure you provide a TYPE C wire for your child's headphones**
- **Canteen Days→ Wednesday and Thursday (first lunch)**
- **Check with homeroom teacher regarding late library fees**
- ****Ongoing reading assessments for Term 1 has begun. Please ensure students attend regularly and keep reading on RazKids to practice and strengthen their reading skills.****

Assessments

Subject	Learning Objective	Resources
Reading	<ul style="list-style-type: none"> ● decoding short vowel sounds ● building reading fluency 	

Phonics/Sight words	<ul style="list-style-type: none"> ● New concept → words with /ck /k/ ● Irregular words → goes, says ● See below for reading practice and word work 	Lesson 44
Writing	<u>Grammar Week:</u> <ul style="list-style-type: none"> ○ Pronouns ○ Singular and Plural Nouns 	IXL OO.1 Identify personal pronouns OO.3 Replace the singular noun with a personal pronoun NN.6 Form regular plurals with -s and -es NN.7 Use regular plurals with -s and -es
Math	<ul style="list-style-type: none"> ● Subtracting with a number line ● Subtracting by counting backwards 	Jump Math Book Jump Maths pages: 125-132 IXL Subtracting multiples of 10 IXL Subtraction with number lines
Social	<ul style="list-style-type: none"> ● Continuation of the Continents and Oceans Unit 	
Career Education	Be Positive <ul style="list-style-type: none"> ● Students will understand what it means to have a positive attitude and practice turning negative thoughts into positive ones. ● Growth Mindset 	



Home Practice

New Concept and Sample Words

ck

back
deck
sick
rock
duck
stuck

New Irregular Words

goes, says
♥♥♥

Word Work Chains

1. rock → sock → lock → block
2. lick → pick → sick → stick

Sample Word Work Chain Script

rock → sock → lock → block

1. Make the word **rock**. [spelling]
2. Change the **r** to **s**. What word is this? [reading]
3. Change **sock** to **lock**. [spelling]
4. Add **b** at the beginning. What word is this? [reading]

Sentences

1. Does it lock?
2. He says to get a stick.

The Mud Track

Illustrate the story here:



Mack and Rick are at the mud track. The pals see lots of trucks. The big truck gets stuck in the mud. The small truck goes fast on the track. Mack and Rick clap.

Mack goes to the snack stand to grab chips. At the snack stand, he sees his pals, Beck and Nick. Rick sees the pack at the snack stand and yells, "Get back, quick!".

The pals run back to the track. A truck ran into a stack of bricks! The pack yells and jumps. "The mud track is the best," says Mack.

Zack's Trick

Illustrate the story here:









Zack has a black bag. "Do you want to see a trick?" Zack asks his pal Brock. Brock nods. Zack picks up the bag. "Look in the bag and tell me what you see."

Zack looks in the bag but can not see well. "Quack, quack!" Brock jumps back. "Is it a duck?" Brock asks. "No! It's not a duck," says Zack. Brock looks back in the bag. He still can not see well. "Cluck, Cluck!" Brock jumps back. "Is it a chick?" Brock asks. "No! It's not a chick," says Zack.

Zack flips the bag and a rock falls in his hand. Brock looks at Zack. "What? It's just a rock? But what was the quack and the cluck from?" Zack grins and yells, "Quack, quack, cluck, cluck, my trick got you!"







Roll and Read

Lesson 44: ck /k/ (1)

					
back	neck	pick	sock	luck	rack
tuck	mock	muck	rack	pack	rock
suck	lack	sick	mock	hack	deck
kick	tock	buck	sack	peck	lick
dock	duck	tack	tick	puck	back

Roll and Read

Lesson 44: ck /k/ (2)

					
quick	black	snack	flick	quack	smack
slick	smock	flock	frock	crack	slack
stack	track	speck	brick	click	stick
trick	fleck	block	clock	truck	clack
stock	cluck	pluck	struck	stuck	black